

DESIGN CATALOG

EXTERIOR FACADE & LANDSCAPE IMPROVEMENTS 2018



DESIGN GUIDELINES & STANDARDS:

The intent of the following Design Guidelines and Standards is to establish a uniform set of design parameters and site features for Northwest Indianapolis neighborhoods.



NORTHWEST AREA
QUALITY OF LIFE PLAN



EXTERIOR COLOR SCHEMES

****Actual color may vary from on-screen/ printed representation. To confirm your color choices prior to purchase, please view a physical color chip, color card, or painted sample.

Yellow Coneflower
**OL 615.4

Chesterfield Green
*SW 2231

White Almanac
*SW 4036

Shingle Red

DOOR

DOOR

TRIM

ROOF

1

Memorybook Blue
***VA 4007-5C

Craftsman Gold
**OL 653.4

Azalea Leaf
**OL 707.5

Shingle Dark Gray

DOOR

DOOR

TRIM

ROOF

2

Smoked Salmon
**OL 605.4

Kingston Aqua
**OL 668.4

Cream Puff
**OL 728.1

Shingle Black

DOOR

DOOR

TRIM

ROOF

3

Frosty Pine
**OL 741.2 D24

Paradise Found
**OL 111 N51

Hourglass
**OL 210 N30

Shingle Brown / Gray

DOOR

DOOR

TRIM

ROOF

4



1



2




3



4

*SW = sherwin-williams **OL= Olympic ***VA= Valspar Paint

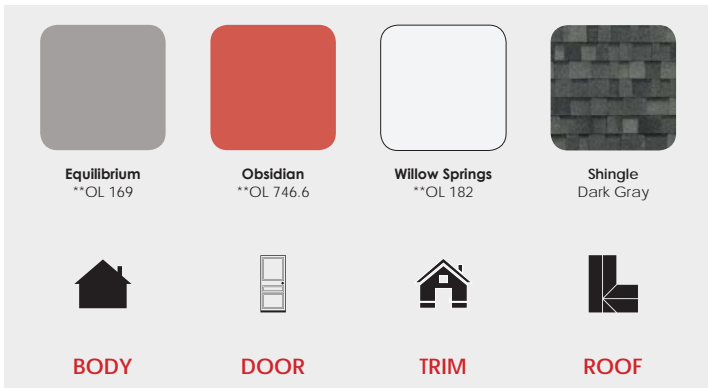
****Actual color may vary from on-screen/ printed representation. To confirm your color choices prior to purchase, please view a physical color chip, color card, or painted sample.



5




5



6




6



7



7



8



8

*SW = sherwin-williams

**OL= Olympic

***VA= Valspar Paint

SIDING STYLES

Transformations Double White Vinyl Lap Siding

Type:	Exterior Siding
Material:	Vinyl
Color:	White
Dimensions:	4"h x 150"w x .04"d
Manufacturer:	Ply Gem
Cost:	\$114.00 / Carton (200 sq. ft.) \$102.60 / Carton in bulk above 5 cartons



HardiePlank Primed Smooth Lap Siding

Type:	Exterior Lap Siding
Material:	Fiber Cement
Color:	Multiple Options
Dimensions:	5.25"h x 144"w x 0.3"d
Manufacturer:	James Hardie
Cost:	\$7.15 / plank



HardieBacker Fiber Cement Backer Board

Type:	Fiber Cement Board Siding
Material:	Concrete / Fiberglass
Dimensions:	36"h x 60"w x 0.25"d
Manufacturer:	James Hardie
Cost:	\$12.47



PAINT STYLES

Valspar Seasonsplus Exterior Paint

Type:	Exterior Paint
Material:	Latex
Color:	Variable
Manufacturer:	Valspar
Cost:	\$145.00 / 5 Gallons



Olympic One Exterior Paint

Type:	Exterior Paint
Material:	Latex
Color:	Variable
Manufacturer:	Olympic
Cost:	\$135.00 / 5 Gallons



Sherwin Williams SuperPaint Exterior Paint

Type:	Exterior Paint
Material:	Acrylic Latex
Color:	Variable
Manufacturer:	Sherwin Williams
Cost:	\$292.45 / 5 Gallons





KEY

- | | |
|---------------------------------|---------------------------|
| ① ENTRY DOOR | ⑥ SHINGLE ROOF |
| ② ADDRESS LETTERS | ⑦ OUTDOOR POST LIGHT |
| ③ EXTERIOR COLOR SCHEMES | ⑧ LOCKING MAILBOX |
| ④ LANDSCAPE BEAUTIFICATION | ⑨ OUTDOOR WALL LIGHT |
| ⑤ PROPERTY LINE / FRONT FENCING | ⑩ PATIO OR WALKWAY PAVERS |



Site Furnishings Standards

The following site furnishings shall be required as unifying elements to create visual consistency within the neighborhood housing redevelopment. The quality and cohesiveness of these components are important to the overall visual aesthetics throughout all properties. Site furnishings shall be located primarily within front areas of the properties such as paths and front porch areas.

Guidelines

- Site furnishings (Mailbox, Outdoor Lighting, Address Letters, & Pavers) should maintain consistency throughout the selected properties.
- Minimize the number of different materials and color choices to unify components.
- Elements shall be grouped where possible to avoid visual clutter.
- All site furnishing alternates should be approved by design team (w/purpose, llc) prior to purchase.
- All prices are based of purchasing individual items

Approximate material costs are shown below in 2018 prices and do not include tax or installation. Freight and shipping vary per item and have been included within the cost shown.



DOOR STYLES

ReliaBilt 1/4 Lite Solid Core Entry Door

- Type: Entry Door
- Material: Steel
- Color: Off White
- Dimensions: 80”h x 36”w x 4.5”d
- Handles: Sold Separately
- Hardware: Polished Brass
- Manufacturer: ReliaBilt
- Cost: \$209.00



D1

ReliaBilt Solid Core Entry Door

- Type: Entry Door
- Material: Steel
- Color: Off White
- Dimensions: 80”h x 32”w x 4.5”d
- Handles: Sold Separately
- Hardware: Polished Brass
- Manufacturer: ReliaBilt
- Cost: \$149.00



D2

EMCO Traditional Aluminum Storm Door

- Type: Storm Door
- Material: Aluminum
- Color: White
- Dimensions: 80”h x 36”w x 1”d
- Handles: Black
- Hardware: Included
- Manufacturer: EMCO
- Cost: \$176.90



Da

DOOR STYLES

Builders Choice 5 Lite Fiberglass Entry Door

Type: Entry Door
Material: Fiberglass
Color: Multiple Options
Dimensions: 80”h x 36”w x 1.75”d
Handles: Sold Separately
Hardware: Nickel
Manufacturer: Builders Choice
Cost: \$761.88



D3

Builders Choice 1 Lite Fiberglass Entry Door

Type: Entry Door
Material: Fiberglass
Color: Multiple Options
Dimensions: 80”h x 36”w x 1.75”d
Handles: Sold Separately
Hardware: Nickel
Manufacturer: Builders Choice
Cost: \$780.84



D4

Andersen Universal Aluminum Storm Door

Type: Storm Door
Material: Aluminum
Color: White
Dimensions: 80”h x 36”w x 1.5”d
Handles: Brass
Hardware: Included
Manufacturer: Andersen
Cost: \$306.00



Db

MAILBOX STANDARDS

Covina Locking Mailbox

Type:	Wall Mount Locking Mailbox
Material:	Galvanized Steel
Color:	Black Powder Coat Finish
Dimensions:	14.5"w x 13.5"t x 5.5 "d
Manufacturer:	QualArc
Manufacturer:	manufacturer n/a (item available at Lowe's)
Cost:	\$95.09 / ea



Ridgeline Locking Mailbox

Type:	Wall Mount Locking Mailbox
Material:	Galvanized Steel
Color:	Red Powder Coat Finish
Dimensions:	14.5"w x 14.5"t x 5.5"d
Manufacturer:	manufacturer n/a (item available at Lowe's)
Cost:	\$70.61 / ea



PEELCO Modern Rust Lockable Mailbox

Type:	Wall Mount Locking Mailbox
Material:	Galvanized Steel
Color:	Powder Coated Galvanized Steel (Available in Black & White)
Dimensions:	15"w x 11"t x 3.8"d
Manufacturer:	manufacturer n/a (item available at Lowe's)
Cost:	\$49.95 / ea



ADDRESS LETTERS STANDARDS

Gatehouse 4-in Black House Number

A1

Type:	Weather-Resistant House Number
Material:	Zinc
Color:	Black
Dimensions:	2.64"w x 4"h x 0.23"d
Manufacturer:	manufacturer n/a (item available at Lowe's)
Cost:	\$3.98 per letter

Note: Hardware & mounting instructions included



Hillman 4.1-in Satin Nickel House Number

A2

Type:	Weather-Resistant House Number
Material:	Zinc
Color:	Satin Nickel
Dimensions:	7.2"w x 4.1"h x 1.5"d
Manufacturer:	Hillman (item available at Lowe's)
Cost:	\$5.98 per letter

Note: Hardware & mounting instructions included



Palm Springs brushed aluminum

A3

Type:	Palm Springs brushed aluminum
Material:	3/8" thick, recycled aluminum
Color:	Black
Dimensions:	varies"w x 6"h x 3/8"d
Manufacturer:	Modern House Number
Cost:	\$21 ea/per letter

Note: Large quantities available by request
Hardware & mounting instructions included



EXTERIOR LIGHTING FIXTURES - SCHEME A

Quoizel Asheville Outdoor Wall Light

Type:	Outdoor Wall-Mount Light
Base/Pole:	Wall Mounting Hardware
Lamp:	Electric Powered - 60W B11
Material:	Composite
Color:	dark oil-rubbed bronze finish
Dimensions:	6.25"w x 8.75"h x 7.25"d
Manufacturer:	Seaside Armour
Cost:	\$49.98



Quoizel Asheville Single Clear Glass Cage Incandescent Pendant

Type:	Outdoor Pendant Light
Base/Pole:	9.5" Chain
Lamp/Bulb:	Electric Powered - 60W B10
Material:	Composite
Color:	dark oil-rubbed bronze finish
Dimensions:	9.5"w x 12.25"h
Manufacturer:	Seaside Armour
Cost:	\$79.98



Quoizel Asheville Post Light

Type:	Outdoor Post Light
Base/Pole:	Post (Post Not Included)
Lamp/Bulb:	Electric Powered - 60W B10
Material:	Composite
Color:	Dark Oil-Rubbed Bronze Finish
Dimensions:	9.5"w x 13"h x 9.5"d
Manufacturer:	Seaside Armour
Cost:	\$69.98



EXTERIOR LIGHTING FIXTURES - SCHEME B

Portfolio Sand Black Outdoor Wall Light

Type:	Outdoor wall-mount light
Base/Pole:	Wall Mounting Hardware
Lamp/Bulb:	Electric Powered - 60 W A19
Material:	Die-cast aluminum fixture with flat glass
Color:	Black
Dimensions:	7.09"w x 14"h x 9"d
Manufacturer:	Portfolio
Cost:	\$19.98



E2

Portfolio Black Outdoor Pendant Light

Type:	Outdoor Pendant Lantern
Base/Pole:	n/a
Lamp/Bulb:	Electric Powered - (3) 60 W B10
Material:	Die-cast aluminum with beveled glass
Color:	Black
Dimensions:	8.43"w x 20.67"h x 8.43"d
Manufacturer:	Portfolio
Cost:	\$40.98



E2

Portfolio Sand Black Post Light

Type:	Outdoor Post Light
Base/Pole:	Post (Post not Included)
Lamp/Bulb:	Electric Powered - 60 W A19
Material:	Cast Aluminum
Color:	Black
Dimensions:	14.92"h x 8.07"w x 7.09"d
Manufacturer:	Portfolio
Cost:	\$19.98



E2

EXTERIOR LIGHTING FIXTURES - SCHEME C

Portfolio Valdara Outdoor Wall Light

Type:	Outdoor wall-mount light
Base/Pole:	Wall Mounting Hardware
Lamp/Bulb:	Electric Powered - 60W Vintage-Filament Bulb (included)
Material:	Steel
Color:	Matte Black
Dimensions:	11.5"h x 6"w x 6.75"d
Manufacturer:	Portfolio
Cost:	\$ 49.98



Westmore Lighting Farington Weathered Charcoal and Water Glass Pendant Light

Type:	Outdoor Pendant Lantern
Base/Pole:	n/a
Lamp/Bulb:	Electric Powered - (1) 100W bulb
Material:	Cast Aluminum
Color:	Black
Dimensions:	n/a
Manufacturer:	Portfolio
Cost:	\$81.82



Trans Globe 69905 BK Black Nautical

Type:	Outdoor Post Light
Base/Pole:	Post (Post Not Included)
Lamp/Bulb:	Electric Powered - 60 W E26
Material:	Steel
Color:	Black
Dimensions:	19"h x 10"w x 7.09"d
Manufacturer:	n/a
Cost:	\$106.80



SOLAR POWERED OUTDOOR POST LIGHT

Everest Single Black Outdoor Integrated Led Solar Lamp Post Light with GS Solar LED Light Bulb

Type:	Outdoor Post Light	
Base/Pole:	Post Included	
Lamp/Bulb:	Solar Powered - LED Bulb Included	
Material:	Cast Aluminum	
Color:	Black	
Dimensions:	92"h x 11"w x 11"d	
Manufacturer:	Gama Sonic	Cost: \$299.00/ ea



S1

Stay On Whole Night 300 Lumen 77 in. Outdoor Black Solar LED Post Lamp

Type:	Outdoor Post Light	
Base/Pole:	Post Included	
Lamp/Bulb:	Solar Powered - LED Bulb Included	
Material:	Aluminum	
Color:	Black	
Dimensions:	77"h x 8.8"w x 8"d	
Manufacturer:	XEPA TECHNOLOGIES	
Cost:	\$172.36 / each	



S2

Solar Black Outdoor Integrated LED Post Area Light (2-Pack)

Type:	Outdoor Post Light	
Base/Pole:	Post Included	
Lamp/Bulb:	Solar Powered - LED Bulb Included	
Material:	Stainless Steel	
Color:	Black	
Dimensions:	10"h x 10"w x 20"d (Adjustable Height)	
Manufacturer:	Ecothink	
Cost:	\$53.99 / each	



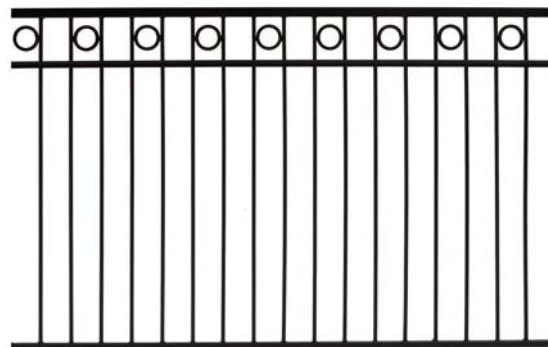
S3

FENCING

Gilpin Deco Fence Panel

F1

Application:	Property Line / Front Fencing
Material:	Steel
Color:	Black
Dimensions:	72"W x 42"H x 4" single spacing 6'w panel
Post:	Post Sold Separately
Manufacturer:	Gilpin
Cost:	\$151.04 / each



Nantucket Vinyl Picket Fence Panel

F2

Application:	Property Line / Front Fencing
Material:	Vinyl
Color:	White
Dimensions:	72"W x 42"H
Post:	Includes Post & Anchor Kit
Manufacturer:	WamBam
Cost:	\$86.51 / each



Colonial Ornamental Fence

F3


Application:	Property Line / Front Fencing
Material:	Poly Vinyl
Color:	White or Tan
Dimensions:	72"w x 42"h x 4" dingle spacing 6'w panel
Post:	4" x 4" (.160" Wall)
Manufacturer:	Digger Specialties Inc.
Cost:	\$151.04 / each



PAVERS / EDGING STYLE

Weathered Brickface Red Patio Stone


Application:	Patio or Walkway
Material:	Concrete
Color:	Red
Dimensions:	16"W x 16"L x 2"H
Manufacturer:	Pavestone LLC
Cost:	\$4.68 / each



P1

Belgard Dublin Cobble Harvest Blend Paver

Application:	Patio or Walkway
Material:	Concrete
Color:	Red
Dimensions:	6"W x 6"L x 3"H 400 pieces / palette covers 104 sq. feet
Manufacturer:	Belgard
Cost:	\$802.38 / pallet



P2

Concrete

Application:	Patio or Walkway
Type:	?????
Material:	Concrete
Color:	Grey or Specific to Site
Dimensions:	Specific to Site
Manufacturer:	?????
Cost:	\$1.50 / Sq. Ft.* *Average price of concrete - May vary by contractor



P3

PAVERS / EDGING STYLE


San Juan Blend Heritage Stone Paver

Application:	Patio or Walkway
Material:	Concrete
Color:	Tan (San Juan Blend)
Dimensions:	132"W x 132L"h x 1.18"H panel 6'w panel
Manufacturer:	StoneBilt Concepts
Cost:	\$992.28 / pallet (unit load)




Broadmour Interlocking Pavers

Application:	Patio or Walkway
Material:	Concrete
Color:	Grey
Dimensions:	24"W x 24"L x 2.375"H
Manufacturer:	Broadmour
Representative:	Kurt - 847-401-3741
Cost:	TBD



Square Gray Patio Stone

Application:	Patio or Walkway
Material:	Concrete
Color:	Grey
Dimensions:	16"W x 16"L x 2"H
Manufacturer:	Old Castle
Cost:	\$3.65 / each



Landscape & Planting Standards

Guidelines

- Planting material shall include a low groundcover and ornamental trees spaced at approximately 20'-0" on center where appropriate.
- Site lighting is suggested and should be thoughtfully integrated into landscape beds where appropriate (Site Lighting)
- Use continuous planting strips where feasible

Planting Principles

The design process should always be determined by the needs and desires of the user and the conditions of the site. Plantings and hardscape materials should be organized appropriately within the property line, on suggested sides of the property within the public right-of-way.

Planting Beds - Planting Palette #1

A landscape bed with a raised decorative masonry curb, defined edge or decorative fencing will be utilized where appropriate within the right-of-way, and will include small ornamental trees and perennial landscaping. Existing landscape beds shall be generally maintained and widened where feasible to allow landscape plantings.

Ornamental Plantings - Planting Palette #2

Ornamental planting design shall be formal in style, and shall incorporate more geometric shapes and forms into the landscape patterns. Plant groupings will be highly structured and maintain hard line edges. Simple, rhythmic patterns shall create balanced order within the suggested planting areas, and provide visual interest and ecological functionality.

Naturalistic Plantings - Planting Palette #3

Plantings shall be characterized by informal groupings of plants, utilizing a wide range of species to encourage biodiversity. Plants shall form ecological plant communities, and can consist of a mix of hardy natives and non-native species, although native species are preferred. Plant arrangement shall focus on creating irregular yet gracious outlines to form edges, which support wildlife and provide visual interest.



Planting Bed Example



Ornamental Planting Example



Naturalistic Planting Example

PLANTING PALETTE #1

Trees:



Picea pungens glauca
Colorado Blue Spruce


Shrubs:



Buxus 'Green Velvet'
Green Velvet Boxwood




Fothergilla gardenii
Dwarf Fothergilla




Rhododendron catawbiense 'Album'
White Catawba Rhododendron

Ornamental Grasses:



Taxus media 'Everlow'
Everlow Yew



Thuja occidentalis 'Smaragd'
Emerald Green Arborvitae



Forsythia 'Arnold's Dwarf'
Arnold's Dwarf Forsythia




Festuca cinerea 'Elijah Blue'
Elijah Blue Fescue

Perennials:



Pennisetum alopecuroides 'Hameln'
Dwarf Fountain Grass



Dianthus deltoides 'Helen'
Salmon Maiden Pink



Dianthus 'Fire Star'
Fire Star Pink



Hemerocallis 'Mini Stella'
Mini Stella Daylily

Hostas:



Liriope spicata
Creeping Lily Turf



Hosta 'Patriot'
Patriot Hosta



Hosta 'Royal Standard'
Royal Standard Hosta



Hosta sieboldiana 'Elegans'
Slebold Elegans Hosta

PLANTING PALETTE #2

Trees:



Malus 'Red Baron'
Red Baron Crabapple


Shrubs:



Buxus sinica insularis 'Wintergreen'
Wintergreen Boxwood



Cornus stolonifera 'Artic Fire'
Redtwig Dogwood



Rhododendron 'P.J.M. Aglo'
P.J.M. Aglo Rhododendron

Ornamental Grasses:



Thuja occidentalis 'Tiny Tim'
Tim Tim Arborvitae



Viburnum carlesii
Koreanspice Viburnum



Miscanthus sinensis 'Adagio'
Adagio Maiden Grass



Panicum virgatum
Switch Grass

Perennials:



Coreopsis verticillata 'Zagreb'
Zagreb Coreopsis



Leucanthemum superbum 'Snowcap'
Snowcap Shasta Daisy



Liriope muscari 'Big Blue'
Big Blue Lily Turf



Rudbeckia fulgida 'Goldturm'
Goldstrum Black-eyed Susan



Russian sage
Perovskia Atriplicifolia



Salvia nemerosa "Pink Friesland"
Pink Friesland Meadow Sage



Hemerocallis 'Pardon Me'
Pardon Me Daylily



Pachysandra procumbens
Allegheny Spurge

Ground Cover:

PLANTING PALETTE #3

Trees:



Cercis canadensis
Eastern Redbud

Shrubs:



Clethra alnifolia 'Pink Spires'
Pink Summerweet



Hamamelis virginiana
Common Witch Hazel



Viburnum juddii
Judd Viburnum

Ornamental Grasses:



Calamagrostis x acutiflora 'Karl Foerster'
Feather Reed Grass



Panicum virgatum
Northwind Switch Grass


Perennials:



Echinacea purpurea
Purple Coneflower



Coreopsis lanceolata 'Sunray'
Sunray Tickseed



Geranium sanguineum 'Album'
Hardy Geranium



Hemerocallis 'Mary Todd'
Mary Todd Daylily



Iris versicolor
Northern Blue Flag



Liatris spicata 'Kobold'
Blazing Star



Nepeta faassenii
Catmint



Salvia nemerosa 'May Night'
May Night Meadow Sage

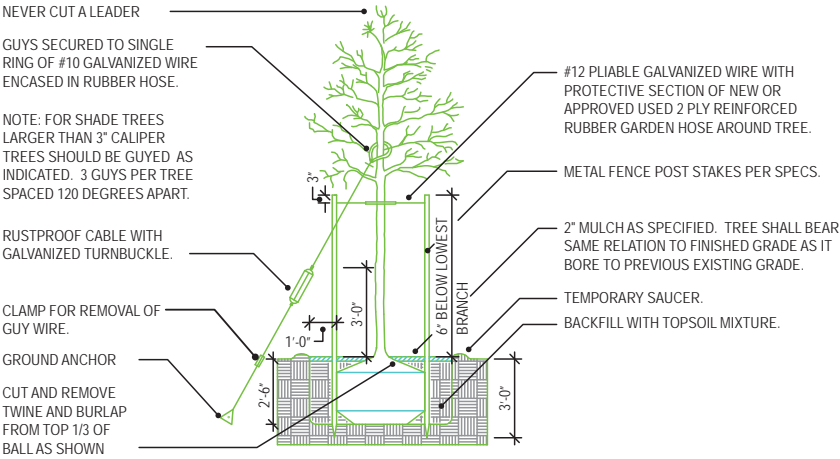


Sedum spectabile 'Autumn Joy'
Autumn Joy Stonecrop



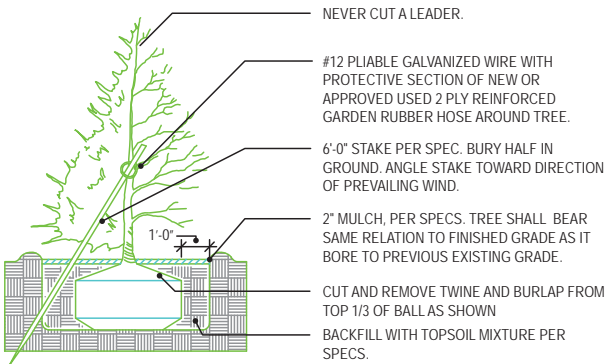
Rudbeckia fulgida 'Goldstrum'
Goldstrum Black-eyed Susan

PLANTING PLAN DETAILS & NOTES - TYPICAL



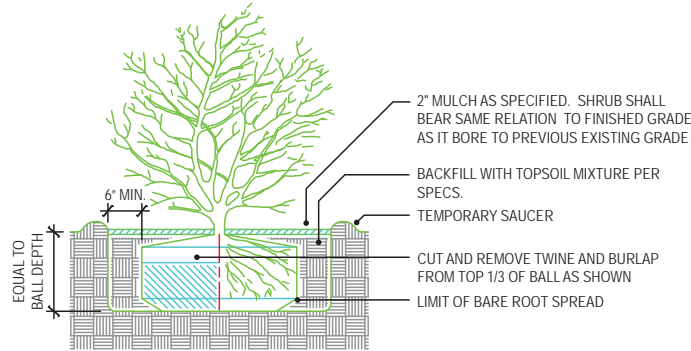
TREE PLANTING & STAKING OR GUYING DETAIL

N.T.S



EVERGREEN / SMALL FLOWERING TREE PLANTING & STAKING DETAIL

N.T.S



SHRUB PLANTING DETAIL FOR DECIDUOUS EVERGREEN & BROAD-LEAF SHRUBS

N.T.S

NOTES:

REVIEW ON-SITE CONDITIONS PRIOR TO SUBMITTING PROPOSAL.

ALL PLANTING AREAS SHALL RECEIVE 3" DEPTH OF SHREDDED HARDWOOD MULCH, FREE OF CORN COBS, WOOD CHIPS, GRAVEL AND CRUSHED STONE.

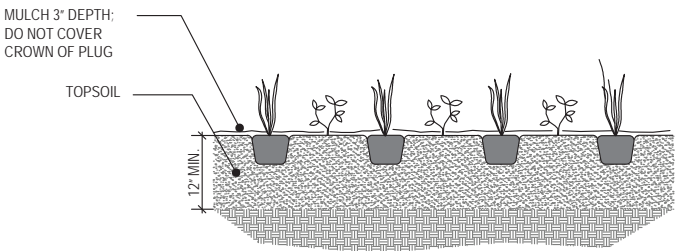
REMOVE COMPLETELY EXISTING PLANTINGS, INCLUDING STUMPS AND ROOTS PER THE DIRECTION OF THE OWNER. REMOVE ALL LAWN AREAS AFFECTED BY PLANTING OPERATIONS.

CONTRACTOR SHALL WARRANTY PLANT MATERIAL FOR A PERIOD OF ONE YEAR FROM PROJECT COMPLETION.

WATER PLANTINGS IMMEDIATELY AFTER PLANTING. WITHIN 2 DAYS AFTER PLANTING, COVER ALL PLANTING BEDS WITH HARDWOOD MULCH. REMOVE EXCESS SOIL AND DEBRIS FROM SITE RESULTING FROM PLANTING OPERATIONS. SWEEP AND HOSE DOWN PAVED SURFACES AFFECTED BY PLANTING OPERATIONS.

CONTRACTOR SHALL STAKE INDIVIDUAL TREES AND SHRUBS LOCATIONS AND OUTLINE AREAS FOR MULTIPLE HERBACEOUS PLANTINGS, ADJUST LOCATIONS WHEN REQUESTED AND OBTAIN OWNER'S ACCEPTANCE PRIOR TO PLANTING.

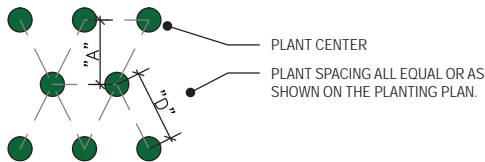
ALL PLANT ID TAGS SHALL BE REMOVED AFTER INSTALLATION.



PLUG & PERENNIAL SPACING DETAIL

N.T.S

"D"	"A"	No. OF PLANTS/SF
6" O.C.	5.2"	4.61
8" O.C.	6.93"	2.6
10" O.C.	8.66"	1.66
12" O.C.	10.4"	1.15
15" O.C.	13.0"	0.738
18" O.C.	15.6"	0.512
24" O.C.	20.8"	0.29
30" O.C.	26.0"	0.185
36" O.C.	30.0"	0.128



LANDSCAPING MUST BE PLANTED ACCORDING TO THE DETAILS ON THIS SHEET

LANDSCAPE SUBCONTRACTOR SHALL COORDINATE WITH GENERAL CONTRACTOR TO FULLY UNDERSTAND WHERE ALL EXISTING, PROPOSED AND/OR RECENTLY INSTALLED UNDERGROUND UTILITIES ARE LOCATED PRIOR TO PLANTING.